


# TEXAS Campus STaR Chart

Developed for Campus Administrators

[www.tea.state.tx.us/starchart](http://www.tea.state.tx.us/starchart)



# STaR Chart Home Page



- Login
- Data Search
- FAQs
- History
- Resources
- Training
- Texas Teacher STaR Chart
- Texas Campus STaR Chart
- TEA IMET
- SBEC Standards
- Links
- Glossary
- Contact Us

TPESC • Contact Us • e-Plan



## Teacher STaR Chart

**School Technology and Readiness. A Teacher Tool for Planning and Self-Assessing aligned with the *Long-Range Plan for Technology, 2006-2020.***

Instructional Materials and Educational  
Technology Division  
Texas Education Agency

## Texas Education Agency

Statewide STaR Chart Summary Data is now available for review on the website. Researchers, technology planning teams, and interested citizens may review:

- STaR Chart Summaries for districts and campuses for multiple years
- STaR Chart Comparison Summary
- Texas STaR Chart Graphs

# STaR Chart Home Page



The screenshot shows the STaR Chart Home Page. At the top left is the STaR CHART logo. To its right is a yellow callout box with the text: "To login for Campus STaR Chart, click the 'Login' button." The callout box has a pointer directed at the "Login" link in the left navigation menu. The navigation menu includes: Login, Data Search, FAQs, History, Resources, Training, Texas Teacher STaR Chart, Texas Campus STaR Chart, TEA IMET, SBEC Standards, Links, Glossary, and Contact Us. The top right of the page features the Texas Education Agency logo and the text "Texas Education Agency". Below the navigation menu is a large image of a woman pointing at a computer screen with the text "School Technology and Readiness" overlaid. Below this image are two columns of content. The left column is titled "Teacher STaR Chart" and contains the text: "School Technology and Readiness. A Teacher Tool for Planning and Self-Assessing aligned with the Long-Range Plan for Technology, 2006-2020." Below this is the text: "Instructional Materials and Educational Technology Division, Texas Education Agency". The right column is titled "Texas Education Agency" and contains the text: "Statewide STaR Chart Summary Data is now available for review on the website. Researchers, technology planning teams, and interested citizens may review." Below this is a bulleted list: "STaR Chart Summaries for districts and campuses for multiple years", "STaR Chart Comparison Summary", and "Texas STaR Chart Graphs".

**STaR CHART**

To login for **Campus STaR Chart**, click the "Login" button.

Texas Education Agency

TPESC • Contact Us • e-Plan

Login

Data Search

FAQs

History

Resources

Training

Texas Teacher STaR Chart

Texas Campus STaR Chart

TEA IMET

SBEC Standards

Links

Glossary

Contact Us

**School Technology and Readiness**

**Teacher STaR Chart**

**School Technology and Readiness.** A Teacher Tool for Planning and Self-Assessing aligned with the *Long-Range Plan for Technology, 2006-2020.*

Instructional Materials and Educational Technology Division  
Texas Education Agency

**Texas Education Agency**

Statewide STaR Chart Summary Data is now available for review on the website. Researchers, technology planning teams, and interested citizens may review.

- STaR Chart Summaries for districts and campuses for multiple years
- STaR Chart Comparison Summary
- Texas STaR Chart Graphs



To review Frequently Asksed Questions click this button.



Texas Education Agency

TPESC • Contact Us • e-Plan

Login

Data Search

FAQs

History

Resources

Training

Texas Teacher STaR Chart

Texas Campus STaR Chart

TEA IMET

SBEC Standards

Links

Glossary

Contact Us



### Teacher STaR Chart

School Technology and Readiness. A Teacher Tool for Planning and Self-Assessing aligned with the *Long-Range Plan for Technology, 2006-2020*.

Instructional Materials and Educational Technology Division  
Texas Education Agency

### Texas Education Agency

Statewide STaR Chart Summary Data is now available for review on the website. Researchers, technology planning teams, and interested citizens may review:

- STaR Chart Summaries for districts and campuses for multiple years
- STaR Chart Comparison Summary
- Texas STaR Chart Graphs



For FAQ information,  
click one of the topics  
listed in blue below.



Texas Education Agency

Login

Data Search

FAQs

History

Resources

Training

Texas Teacher STaR Chart

Texas Campus STaR Chart

TEA IMET

SBEC Standards

Links

Glossary

Contact Us

TPESC • Contact Us • e-Plan

Frequently Asked Questions

Role	Profiles	Email Address	Passwords	More FAQs
District	District	District	District	Why STaR Charts?
Campus	Campus	Campus	Campus	Timeline?
Teacher	Teachers	Teachers	Teacher	

By using this site and its products, you agree to the TEA Copyright and terms of service  
Email comments to STaR Chart webmaster

Texas Education Agency Home | Instructional Materials and Educational Technology | TPESC

If you clicked Campus Role, you will come to this page.

## FAQ - Campus Role

### Campus Responsibility

Principals are ultimately the instructional leader on each campus. Since technology applications instruction is required at each level, principals should take a leadership role in the submission of the Campus STaR Chart. As such, principals should:

- [Manage Campus STaR Chart Profile](#)
- [Manage Teacher List](#)
- [Monitor Teacher STaR Chart Submissions](#)
- [Submit Campus STaR Chart](#)

### Manage Campus STaR Chart Profile

After logging in to the Campus STaR Chart, Principals can manage the Campus STaR Chart profile by choosing Profile Update. The Principal name should be listed on the Campus Profile page along with principal email address. If the email address is incorrect, principals may correct it. Principals may also change the password for the Campus STaR Chart login by entering that password twice then choosing "Update". Up to three additional contacts may be added to assist the Principal with administration of Teacher STaR Chart accounts.

---

### Manage Teacher List

Principals will login as the campus user with the nine digit campus number and campus password. A principal should view the Teacher List to determine accuracy of names and email addresses. Teacher usernames should be distributed to those teachers on the Campus STaR Chart Teacher List. Teacher usernames should be considered highly confidential. Principals can designate a campus leader to assist with administration of teacher accounts. However, the submission of the Campus STaR Chart is the principal's responsibility.

### Update Teacher Accounts

Teacher list can be [updated in two ways](#). Add a single teacher at a time by entering first

**For additional information, select any of the blue hyperlinks to view this information.**

# I am a returning Principal. How do I log in?

The screenshot shows the STAR CHART login interface. At the top left is the STAR CHART logo. At the top right is the Texas Education Agency logo. The page is divided into two main sections: 'User Info' and 'Login'. The 'Login' section contains a 'Username:' field, a 'Password:' field, and a 'Login' button. Below the 'Login' section is a 'Forgot your Password?' section with a 'StarChart Username:' field and a 'Send Password' button. A yellow callout box at the top left points to the 'Username:' field with the text: 'First, you will need to enter your nine digit county/district/campus user ID as your "Username".'. A yellow callout box at the top right points to the 'Login' button with the text: 'Finally, click the "Login" button to continue.'. A yellow callout box at the bottom left points to the 'Password:' field with the text: 'Next, enter the password used from previous years.'. A green banner at the bottom of the page contains the text: 'If you are new or have forgotten your password, please continue!'.

**First**, you will need to enter your nine digit county/district/campus user ID as your "Username".

**Finally**, click the "Login" button to continue.

**Next**, enter the password used from previous years.

**If you are new or have forgotten your password, please continue!**

I am a returning Principal and forgot my password.  
How do I log in?

The screenshot shows the STAR CHART login interface. At the top, there is a header with the STAR CHART logo on the left and the Texas Education Agency logo on the right. Below the header, there are two main sections: 'User Info' and 'Login'. The 'Login' section contains fields for 'Username:' and 'Password:', followed by a 'Login' button. Below the 'Login' section, there is a 'Forgot your Password?' section. This section contains the text: 'Enter your StarChart username below. We will send the password via email to the address associated with your account.' Below this text is a 'StarChart Username:' field and a 'Send Password' button. An arrow points from the 'Forgot your Password?' section to a yellow callout box on the right.

If you do not remember your password from the previous year, you can type the STaR Chart username (TEA ID) and an e-mail will be sent to the e-mail listed within the user's account.

If you are new, please see next slide



# I am a new principal. How do I log in?

**STAR CHART** Texas Education Agency

**User Info**

**Login**

Username:

Password:

Login

**Further Info**

**Forgot your Password?**

Enter your StarChart username below. We will send the password via email to the address associated with your account.

StarChart Username:

Send Password

Since you are a new principal, your district must have notified the TPESC helpdesk to assign you to this campus. If this has not been done, you will need to notify your District STaR Chart Administrator to have you added as a campus administrator before you can proceed.

# I am a new principal. How do I log in?

The screenshot shows the STAR CHART login interface. At the top, there is a blue header with the STAR CHART logo on the left and the Texas Education Agency logo on the right. Below the header, there are two main sections: 'User Info' and 'Login'. The 'Login' section contains two input fields: 'Username:' and 'Password:'. To the right of these fields is a 'Login' button. Below the 'Login' section is a 'Forgot your Password?' section with a text box for 'StarChart Username:' and a 'Send Password' button. A yellow callout box on the right side of the page contains the text: 'Once your district has contacted the TPESC Helpdesk, you will receive an email from STaR Chart which will advise you of your "Username" and "Password"'. An arrow points from this callout box to the 'Password:' input field.

**STAR CHART** Texas Education Agency

**User Info**

**Login**

Username:

Password:

Login

**Further Info**

**Forgot your Password?**

Enter your StarChart username below. We will send the password via email to the address associated with your account.

StarChart Username:

Send Password

Once your district has contacted the TPESC Helpdesk, you will receive an email from STaR Chart which will advise you of your "Username" and "Password".

# I am a new principal. How do I log in?

The screenshot shows the STAR CHART login interface. At the top, there is a blue header with the STAR CHART logo on the left and the Texas Education Agency logo on the right. Below the header, there are two main sections: 'User Info' and 'Login'. The 'Login' section contains a 'Username:' field, a 'Password:' field, and a 'Login' button. Below the 'Login' section, there is a 'Forgot your Password?' section with a text box for 'StarChart Username:' and a 'Send Password' button. A yellow callout box on the right contains the text: 'If you do not receive an email and your district has contacted the TPESC helpdesk, you should contact the helpdesk at: starchart@esc12.net.' An arrow points from this box to the 'Password:' field, and another arrow points from the box to the 'Send Password' button.

The following **3 pieces** of information **MUST** be indicated on the email to the TPESC:

- Your **First** and **Last** name
- Your **district name** or **county district number**
- Your **campus name**

Now I have been added as the campus administrator. How do I log in?

The screenshot shows the STAR CHART login interface. At the top left is the STAR CHART logo, and at the top right is the Texas Education Agency logo. The page is divided into sections: 'User Info' and 'Login' at the top, 'Further Info' on the left, and 'Forgot your Password?' below the login section. The 'Login' section contains a 'Username:' field, a 'Password:' field, and a 'Login' button. The 'Forgot your Password?' section contains a 'StarChart Username:' field and a 'Send Password' button. Three yellow callout boxes provide instructions: the top one points to the 'Username:' field, the bottom-left one points to the 'Password:' field, and the right one points to the 'Login' button.

You will **First** enter the nine digit county/district/campus user ID as your "Username".

**Then**, enter the password that was emailed to you from the helpdesk.

**Finally**, click the "Login" button to continue.

# Now that you have logged in you will notice several things



[Campus Home](#)
[Teacher List](#)
[Profile Update](#)

These are all navigational links

**User Info**  
999912001

StarChart Campus001  
[logout](#)

**Further Info**

Notice your Campus name & id appear!

Campus : StarChart Campus001

[Print Friendly Version](#)

Active Teachers:24 InProcess:0 Completed:0  
The Teacher STaR Chart was submitted by 0% of teachers.

You may begin entering STaRchart data (click here) ==>

**Note:** Campus chart data is shown below for each Focus Area. The value in parenthesis is the average of the teacher charts for this campus.

TEACHING AND LEARNING		
Patterns of Classroom Use	X (X)	Not Specified
Frequency/Design of Instructional Setting Using Digital Content	X (X)	Not Specified
Content Area Connections	X (X)	Not Specified
Technology Applications (TA) TEKS Implementation (TAC Chapter 126)	X (X)	Not Specified
Student Mastery of Technology Applications (TA) TEKS	X (X)	Not Specified
Online Learning	X (X)	Not Specified
EDUCATOR PREPARATION AND DEVELOPMENT		
Content of Professional Development	X (X)	Not Specified
Models of Professional Development	X (X)	Not Specified
Capabilities of Educators	X (X)	Not Specified
Access to Professional Development	X (X)	Not Specified
Levels of Understanding and Patterns of Use	X (X)	Not Specified
Professional Development for Online Learning	X (X)	Not Specified
LEADERSHIP, ADMINISTRATION, AND INSTRUCTIONAL SUPPORT		
Leadership and Vision	X (X)	Not Specified
Planning	X (X)	Not Specified

[Campus Home](#)
[Teacher List](#)
[Profile Update](#)

**User Info**

999912001

StarChart  
Campus001

[logout](#)

**Further Info**

**Campus : StarChart Campus001**

[Print Friendly Version](#)

Active Teachers:24 InProcess:0 Completed:0  
The Teacher STaR Chart was submitted by 0% of tea

You may begin entering STaRchart data (click he

**Note:** Campus chart data is shown below for each Focus Area  
the average of the teacher charts for this campus.

This is the first screen you'll come to. It's the "Campus Home" link. Each time you click on this link, you will arrive back at this page.

You will notice that each time you come to this page, it will only give you summary information based on what has happened in both the Teacher and Campus STaR Charts!

TEACHING AND LEARNING		
Patterns of Classroom Use	X (X)	Not Specified
Frequency/Design of Instructional Setting Using Digital Content	X (X)	Not Specified
Content Area Connections	X (X)	Not Specified
Technology Applications (TA) TEKS Implementation (TAC Chapter 126)	X (X)	Not Specified
Student Mastery of Technology Applications (TA) TEKS	X (X)	Not Specified
Online Learning	X (X)	Not Specified
EDUCATOR PREPARATION AND DEVELOPMENT		
Content of Professional Development	X (X)	Not Specified
Models of Professional Development	X (X)	Not Specified
Capabilities of Educators	X (X)	Not Specified
Access to Professional Development	X (X)	Not Specified
Levels of Understanding and Patterns of Use	X (X)	Not Specified
Professional Development for Online Learning	X (X)	Not Specified
LEADERSHIP, ADMINISTRATION, AND INSTRUCTIONAL SUPPORT		
Leadership and Vision	X (X)	Not Specified
Planning	X (X)	Not Specified

Click "Begin" once all of your teachers have completed their Teacher STaR Charts.

[Campus Home](#)   [Teacher List](#)   [Profile Update](#)  
**Campus : StarChart Campus001**

**User Info**  
 999912001  
 StarChart Campus001  
[logout](#)  
**Further Info**

[Print Friendly Version](#)  
 Active Teachers:24 InProcess:0 Completed:0  
 The Teacher STaR Chart was submitted by 0% of teachers.  
 You may begin entering STaRchart data (click here) ==>

[Begin](#)

**Note:** Campus chart data is shown below for each Focus Area. The value in parenthesis is the average of the teacher charts for this campus.

**TEACHING AND LEARNING**

Patterns of Classroom Use	X (X)	Not Specified
Frequency/Design of Instructional Setting Using Digital Content	X (X)	Not Specified
Content Area Connections	X (X)	Not Specified
Technology Applications (TA) TEKS Implementation (TAC Chapter 126)	X (X)	Not Specified
Student Mastery of Technology Applications (TA) TEKS	X (X)	Not Specified
Online Learning	X (X)	Not Specified

**EDUCATOR PREPARATION AND DEVELOPMENT**

Content of Professional Development	X (X)	Not Specified
Models of Professional Development	X (X)	Not Specified
Capabilities of Educators	X (X)	Not Specified
Access to Professional Development	X (X)	Not Specified
Levels of Understanding and Patterns of Use	X (X)	Not Specified
Professional Development for Online Learning	X (X)	Not Specified

**LEADERSHIP, ADMINISTRATION, AND INSTRUCTIONAL SUPPORT**

Leadership and Vision	X (X)	Not Specified
Planning	X (X)	Not Specified

On this "Campus Home" page, you will always be able to view progress of your teachers STaR Chart completion

This column is a summary of the information collected from the campus principal survey

**User Info**

999912001

StarChart  
Campus001

[logout](#)

**Further Info**

**Campus H**

**Camp**

[Print Friendly](#)

Active Teachers:24 InProcess:0 Completed:0  
The Teacher STaR Chart was submitted by 0% of te

You may begin entering STaRchart data ([click here](#))

Begin

**Note:** Campus chart data is shown below for each Focus Area. The value in the synthesis is the average of the teacher charts for this campus.

TEACHING AND LEARNING		
Patterns of Classroom Use	X (X)	Not Specified
Frequency/Design of Instructional Setting Using Digital Content	X (X)	Not Specified
Content Area Connections	X (X)	Not Specified
Technology Applications (TA) TEKS Implementation (TAC Chapter 126)	X (X)	Not Specified
Student Mastery of Technology Applications (TA) TEKS	X (X)	Not Specified
Online Learning	X (X)	Not Specified
EDUCATOR PREPARATION AND DEVELOPMENT		
Content of Professional Development	X (X)	Not Specified
Models of Professional Development	X (X)	Not Specified
Capabilities of Educators	X (X)	Not Specified
Access to Professional Development	X (X)	Not Specified
Levels of Understanding and Patterns of Use	X (X)	Not Specified
Professional Development for Online Learning	X (X)	Not Specified
LEADERSHIP, ADMINISTRATION, AND INSTRUCTIONAL SUPPORT		
Leadership and Vision	X (X)	Not Specified
Plannin	X (X)	Not Specified



This column is a summary of the average teacher survey scores collected from the teacher surveys

Teacher averages show up in the parenthesis as the teachers complete their Teacher STaR Chart.

**User Info**  
 999912001  
 StarChart  
 Campus001  
[logout](#)  
**Further Info**

● Campus  
 Can  
 Print Frie  
 Active Teach  
 The Teacher STaR Chart was submitted by 0%  
 You may begin entering STaRchart data (click here)  
 Begin

**Note:** Campus chart data is shown below for each Focus Area. The value in parenthesis is the average of the teacher charts for this campus.

TEACHING AND LEARNING		
Patterns of Classroom Use	x (X)	Not Specified
Frequency/Design of Instructional Setting Using Digital Content	x (X)	Not Specified
Content Area Connections	x (X)	Not Specified
Technology Applications (TA) TEKS Implementation (TAC Chapter 126)	x (X)	Not Specified
Student Mastery of Technology Applications (TA) TEKS	x (X)	Not Specified
Online Learning	x (X)	Not Specified
EDUCATOR PREPARATION AND DEVELOPMENT		
Content of Professional Development	x (X)	Not Specified
Models of Professional Development	x (X)	Not Specified
Capabilities of Educators	x (X)	Not Specified
Access to Professional Development	x (X)	Not Specified
Levels of Understanding and Patterns of Use	x (X)	Not Specified
Professional Development for Online Learning	x (X)	Not Specified
LEADERSHIP, ADMINISTRATION, AND INSTRUCTIONAL SUPPORT		
Leadership and Vision	x (X)	Not Specified
Planninn	x (X)	Not Specified

The column text stays as "not specified" until the campus survey for this question has been answered by the principal.

**User Info**

999912001

StarChart  
Campus001  
[logout](#)

**Further Info**

**Campus Home**

**Campus**

[Print Friendly View](#)

Active Teachers  
The Teacher's Survey

You may begin creating a performance data chart.

**Note:** Campus chart data is shown below for each Focus Area. The value in the column is the average of the teacher charts for this campus.

TEACHING AND LEARNING		
Patterns of Classroom Use	X (X)	Not Specified
Frequency/Design of Instructional Setting Using Digital Content	X (X)	Not Specified
Content Area Connections	X (X)	Not Specified
Technology Applications (TA) TEKS Implementation (TAC Chapter 126)	X (X)	Not Specified
Student Mastery of Technology Applications (TA) TEKS	X (X)	Not Specified
Online Learning	X (X)	Not Specified
EDUCATOR PREPARATION AND DEVELOPMENT		
Content of Professional Development	X (X)	Not Specified
Models of Professional Development	X (X)	Not Specified
Capabilities of Educators	X (X)	Not Specified
Access to Professional Development	X (X)	Not Specified
Levels of Understanding and Patterns of Use	X (X)	Not Specified
Professional Development for Online Learning	X (X)	Not Specified
LEADERSHIP, ADMINISTRATION, AND INSTRUCTIONAL SUPPORT		
Leadership and Vision	X (X)	Not Specified
Planning	X (X)	Not Specified



Texas Education Agency

Now, you'll want to click the "Begin" button to begin your Campus STaR Chart.

- Campus Home
- Teacher List
- Profile Update

**User Info**

999912001

StarChart  
Campus001

[logout](#)

**Further Info**

**Campus : StarChart Campus001**

[Print Friendly Version](#)

Active Teachers:24 InProcess:0 Completed:0  
The Teacher STaR Chart was submitted by 0% of teachers.

You may begin entering STaRchart data (click here) ==>

Begin

**Note:** Campus chart data is shown below for each Focus Area. The value in parenthesis is the average of the teacher charts for this campus.

**TEACHING AND LEARNING**

Patterns of Classroom Use	X (X)	Not Specified
Frequency/Design of Instructional Setting Using Digital Content	X (X)	Not Specified
Content Area Connections	X (X)	Not Specified
Technology Applications (TA) TEKS Implementation (TAC Chapter 126)	X (X)	Not Specified
Student Mastery of Technology Applications (TA) TEKS	X (X)	Not Specified
Online Learning	X (X)	Not Specified

**EDUCATOR PREPARATION AND DEVELOPMENT**

Content of Professional Development	X (X)	Not Specified
Models of Professional Development	X (X)	Not Specified
Capabilities of Educators	X (X)	Not Specified
Access to Professional Development	X (X)	Not Specified
Levels of Understanding and Patterns of Use	X (X)	Not Specified
Professional Development for Online Learning	X (X)	Not Specified

**LEADERSHIP, ADMINISTRATION, AND INSTRUCTIONAL SUPPORT**

Leadership and Vision	X (X)	Not Specified
Planninn	X (X)	Not Specified

**User Info**

999912003

StarChart  
Campus003  
[logout](#)

**Further Info**

- [TL-1](#)
- [TL-2](#)
- [TL-3](#)
- [TL-4](#)
- [TL-5](#)
- [TL-6](#)
- [EP-1](#)
- [EP-2](#)
- [EP-3](#)
- [EP-4](#)
- [EP-5](#)
- [EP-6](#)
- [L-1](#)
- [L-2](#)
- [L-3](#)
- [L-4](#)
- [L-5](#)
- [L-6](#)
- [INF-1](#)
- [INF-2](#)
- [INF-3](#)
- [INF-4](#)
- [INF-5](#)
- [INF-6](#)

**TL-1 Focus Area : Patterns of Classroom Use**

Patterns of Classroom Use [Next](#)

<input type="checkbox"/> Early	<p><b>Teachers primarily use technology to supplement instruction, streamline management functions, and present teacher-centered lectures.</b></p> <p>Students use software for skill reinforcement.</p>
<input type="checkbox"/> Developing	<p><b>Teachers primarily use technology to direct instruction, improve productivity, model technology skills, and direct students in the use of productivity applications for technology integration.</b></p> <p>Students use technology to access, communicate, and present information.</p>
<input type="checkbox"/> Advanced	<p><b>Teachers primarily use technology in teacher-led and some student-led learning experiences to develop higher-order thinking skills and provide opportunities for collaboration with content experts, peers, parents, and community.</b></p> <p>Students evaluate and analyze data to solve problems.</p>
<input type="checkbox"/> Target	<p><b>Teachers seamlessly integrate technology in a student-led learning environment where technology is used to solve real world problems in collaboration with business, industry, and higher education.</b></p> <p>Learning is transformed as students propose, assess, and implement solutions to problems.</p>

Once you click the "Begin" button, you will arrive at this page. Read each question carefully and select the one that best fits your campus proficiency level. The pages will advance automatically as you make your selection(s).

Now that you have marked all twenty four responses go back to the “Campus STaR Chart” at the top of the page.

**STaR CHART** Texas Education Agency

[Campus Home](#) • [Campus STaR Chart](#) • [Teacher List](#) • [Profile Update](#) • [NCLB](#)

**User Info**  
99919001

SC D19 Campus1 Logout

**Further Info**

**Campus : SC D19 Campus1 Campus Report Completion**

[Print Friendly Version](#) [Download PDF of Chart](#)

Active Teachers:3 InProcess:0 Completed:0  
The Teacher STaR Chart was submitted by 0% of teachers.

Click UPDATE to change your chart (click here) ==>

You may submit your chart (click here) ==>

**Note:** Campus chart data is shown below for each Focus Area. The value in parenthesis is the average of the teacher charts for this campus.

TEACHING AND LEARNING	
Patterns of Classroom Use	2 (X)
Frequency/Design of Instructional Setting Using Digital Content	3 (X)
Content Area Connections	2 (X)
Technology Applications (TA) TEKS Implementation (TAC Chapter 126)	4 (X)
Student Mastery of Technology Applications (TA) TEKS	2 (X)
Online Learning	4 (X)
EDUCATOR PREPARATION AND DEVELOPMENT	
Content of Professional Development	2 (X)
Models of Professional Development	1 (X)
Capabilities of Educators	3 (X)

Update  
Submit

Then, click the “Submit” button.

**User Info**

999912001

StarChart  
Campus001

[logout](#)

**Further Info**

**Campus : StarChart Campus001**

[Print Friendly Version](#)

Active Teachers:24 InProcess:0 Completed:0  
The Teacher STaR Chart was submitted by 0% of teachers.

You may begin entering STaRchart data ([click here](#)) ==>

**Note:** Campus chart data is shown below for each Focus Area. The value in parenthesis is the average of the teacher charts for this campus.

**TEACHING AND LEARNING**

Patterns of Classroom Use	X (X) Not Specified
Frequency/Design of Instructional Setting Using Digital Content	X (X) Not Specified
Content Area Connections	X (X) Not Specified
Technology Applications (TA) TEKS Implementation (TAC Chapter 126)	X (X) Not Specified
Student Mastery of Technology Applications (TA) TEKS	X (X) Not Specified
Online Learning	X (X) Not Specified

**EDUCATOR PREPARATION AND DEVELOPMENT**

Content of Professional Development	X (X) Not Specified
Models of Professional Development	X (X) Not Specified

To make sure you have a list of current teachers, you will select the "Teacher List" link above.

**LEADERSHIP, ADMINISTRATION, AND INSTRUCTIONAL SUPPORT**

Leadership and Vision	X (X) Not Specified
Planning	X (X) Not Specified

**IMPORTANT:**  
Before any teacher can complete their Teacher STaR Chart, their name must be listed on the "Teacher List" link.



Texas Education Agency

First: Make sure all of your teacher names appear in this list. They are listed alphabetically by last and then first name.

- Campus Home
- Teacher List
- Profile Update

### User Info

999912001

StarChart  
Campus001

[logout](#)

### Further Info

Campus : StarChart Campus001

[Print Friendly Version](#)

Add a Teacher to my list...

First:

Last:

Show Inactive Teachers

LastName	First Name	Active	Email	Username	Submitted	
Battershell	Ben	Y	bbattershell@austin.rr.com	BEN.BATTERSHELL		<a href="#">edit</a>
Battershell	Beth	Y	bbattershell@esc12.net	BETH.BATTERSHELL		<a href="#">edit</a>
Battershell	David	Y	bbattershell@austin.rr.com	DAVID.BATTERSHELL		<a href="#">edit</a>
Battershell	David	Y	bbattershell@esc12.net	DAVID.BATTERSHELL2		<a href="#">edit</a>
Battershell	Tim	Y		TIM.BATTERSHELL		<a href="#">edit</a>
Did	Katy	Y	bbattershell@austin.rr.com	KATY.DID		<a href="#">edit</a>
Doe	Charlie	Y	charlie@esc12.net	CHARLIE.DOE		<a href="#">edit</a>
Doe	Susan	Y		SUSAN.DOE1		<a href="#">edit</a>
Griffin	Kelly	Y	kelly.griffin@tea.state.tx.us	KELLY.GRIFFIN3	10/10/06	<a href="#">edit</a>
Jane	Jane	Y	jane@esc12.net	JANE.JANE		<a href="#">edit</a>
Lopez	John	Y	john.lopez@tea.state.tx.us	JOHN.LOPEZ3		<a href="#">edit</a>
One	Some	Y	bbattershell@austin.rr.com	SOME.ONE		<a href="#">edit</a>



Texas Education Agency

If you have new teachers to add to this list, input their information in the boxes provided below.

- Campus Home
- Teacher List
- Profile Update

### User Info

999912001

StarChart  
Campus001

[logout](#)

### Further Info

Campus : StarChart Campus001

[Print Friendly Version](#)

Add a Teacher to my list...

First:

Last:

Inputting teacher names correctly is **VERY** important and we urge you to go to our FAQ page for detailed instructions. Click this link for those details and scroll to the "Updating Teacher List" section:

<http://starchart.esc12.net/faqupdateusers.html>

Battershell	David	Y	bbattershell@austin.rr.com	DAVID.BATTERSHELL		<a href="#">edit</a>
Battershell	David	Y	bbattershell@esc12.net	DAVID.BATTERSHELL2		<a href="#">edit</a>
Battershell	Tim	Y		TIM.BATTERSHELL		<a href="#">edit</a>
Did	Katy	Y	bbattershell@austin.rr.com	KATY.DID		<a href="#">edit</a>
Doe	Charlie	Y	charlie@esc12.net	CHARLIE.DOE		<a href="#">edit</a>
Doe	Susan	Y		SUSAN.DOE1		<a href="#">edit</a>
Griffin	Kelly	Y	kelly.griffin@tea.state.tx.us	KELLY.GRIFFIN3	10/10/06	<a href="#">edit</a>
Jane	Jane	Y	jane@esc12.net	JANE.JANE		<a href="#">edit</a>
Lopez	John	Y	john.lopez@tea.state.tx.us	JOHN.LOPEZ3		<a href="#">edit</a>
One	Some	Y	bbattershell@austin.rr.com	SOME.ONE		<a href="#">edit</a>



**User Info**  
**999912001**  
  
 StarChart  
 Campus001  
[logout](#)  
**Further Info**

**Campus : StarChart Campus001**

[Print Friendly Version](#)  
  
 Add a Teacher to my list...  
 First:  Last:

Show Inactive Teachers

LastName	First Name	Active	Email	Username	Submitted	
Battershell	Ben	Y	bbattershell@austin.rr.com	BEN.BATTERSHELL		<a href="#">edit</a>
Battershell	Beth	Y	bbattershell@esc12.net	BETH.BATTERSHELL		<a href="#">edit</a>
Battershell	David	Y	bbattershell@austin.rr.com	DAVID.BATTERSHELL		<a href="#">edit</a>
Battershell	David	Y	bbattershell@esc12.net	DAVID.BATTERSHELL2		<a href="#">edit</a>
				TIM.BATTERSHELL		<a href="#">edit</a>
	Katy	Y	bbattershell@austin.rr.com	KATY.DID		<a href="#">edit</a>
Doe	Charlie	Y	charlie@esc12.net	CHARLIE.DOE		<a href="#">edit</a>
Doe	Susan	Y		SUSAN.DOE1		<a href="#">edit</a>
Griffin	Kelly	Y	kelly.griffin@tea.state.tx.us	KELLY.GRIFFIN3	10/10/06	<a href="#">edit</a>
Jane	Jane	Y	tledoux@esc12.net	JANE.JANE		<a href="#">edit</a>
Lopez	John	Y	john.lopez@tea.state.tx.us	JOHN.LOPEZ3		<a href="#">edit</a>
nolte	nick	Y	tledoux@esc12.net	NICK.NOLTE	10/10/06	<a href="#">edit</a>
One	Some	Y	bbattershell@austin.rr.com	SOME.ONE		<a href="#">edit</a>

No e-mail address; **teacher** needs to create profile

As you add teachers and you notice there is no e-mail address listed next to the name, it is because there is no profile associated with that teacher.

A profile will have to be created by the teacher. This process is described in detail at the following link: <http://starchart.esc12.net/faqpasswords.html#teacherpasswords>

**User Info**

999912001

StarChart  
Campus001

[logout](#)

**Further Info**

**Campus : StarChart Campus001**

[Print Friendly Version](#)

Add a Teacher to my list...

First:

Last:

Add Teacher

Show Inactive Teachers

LastName	First Name	Active	Email	Username	Submitted	
Battershell	Ben	Y	bbattershell@austin.rr.com	BEN.BATTERSHELL		<a href="#">edit</a>
Battershell	Beth	Y	bbattershell@esc12.net	BETH.BATTERSHELL		<a href="#">edit</a>
Battershell	David	Y	bbattershell@austin.rr.com	DAVID.BATTERSHELL		<a href="#">edit</a>
Battershell	David	Y	bbattershell@esc12.net	DAVID.BATTERSHELL2		<a href="#">edit</a>
Battershell	Tim	Y		TIM.BATTERSHELL		<a href="#">edit</a>
Did	Katy	Y	bbattershell@austin.rr.com	KATY.DID		<a href="#">edit</a>
Doe	Charlie	Y	charlie@esc12.net	CHARLIE.DOE		<a href="#">edit</a>
Doe	Susan	Y		SUSAN.DOE1		<a href="#">edit</a>
Griffin	Kelly	Y	kelly.griffin@tea.state.tx.us	KELLY.GRIFFIN3	10/10/06	

The "Submitted" column will allow you to see when a teacher has completed their STaR Chart.



You will also notice the date it is completed.



If you have teachers on this list that are no longer on your campus, you must inactivate those names.



Texas Education Agency

● Campus Home ● Teacher List ● Profile Update

User Info

999912001

StarChart  
Campus001

[logout](#)

Further Info

Campus : StarChart Campus001

[Print Friendly Version](#)

Add a Teacher to my list...

First:

Last:

Add Teacher

Show Inactive Teachers

LastName	First Name	Active	Email	Username	Submitted	
Battershell	Ben	Y	bbattershell@austin.rr.com	BEN.BATTERSHELL		<a href="#">edit</a>
Battershell	Beth	Y	bbattershell@esc12.net	BETH.BATTERSHELL		<a href="#">edit</a>
Battershell	David	Y	bbattershell@austin.rr.com	DAVID.BATTERSHELL		<a href="#">edit</a>
Battershell	David	Y	bbattershell@esc12.net	DAVID.BATTERSHELL2		<a href="#">edit</a>
Battershell	Tim	Y		TIM.BATTERSHELL		<a href="#">edit</a>
Did	Katy	Y	bbattershell@austin.rr.com	KATY.DID		<a href="#">edit</a>
Doe	Charlie	Y	charlie@esc12.net	CHARLIE.DOE		<a href="#">edit</a>
Doe	Susan	Y		SUSAN.DOE1		<a href="#">edit</a>
Griffin	Kelly	Y	kelly.griffin@tea.state.tx.us	KELLY.GRIFFIN3	10/10/06	<a href="#">edit</a>
Jane	Jane	Y	jane@esc12.net	JANE.JANE		<a href="#">edit</a>
Lopez	John	Y	john.lopez@tea.state.tx.us	JOHN.LOPEZ3		<a href="#">edit</a>
One	Some	Y	bbattershell@austin.rr.com	SOME.ONE		<a href="#">edit</a>

To inactivate a teacher, click the edit button next to their name.

User Info

999912001

StarChart  
Campus001

[logout](#)

Further Info

Teacher Edit : David Battershell

First Name: David

Last Name: Battershell

Grade: PreK

Subject: Math

Email:

Active Teacher:

Update

Since the teacher in this example is no longer on the campus, uncheck the box that says "Active Teacher" & click the Update button



Next: Make sure that any email address listed is correct.

[Campus Home](#)
[Teacher List](#)
[Profile Update](#)

**User Info**

999912001

StarChart  
Campus001

[logout](#)

**Further Info**

Campus : StarChart Campus001

[Print Friendly Version](#)

Add a Teacher to my list...

First:

Last:

Add Teacher

Show Inactive Teachers

LastName	First Name	Active	Email	Username	Submitted	
Battershell	Ben	Y	bbattershell@austin.rr.com	BEN.BATTERSHELL		<a href="#">edit</a>
Battershell	Beth	Y	bbattershell@esc12.net	BETH.BATTERSHELL		<a href="#">edit</a>
Battershell	David	Y	bbattershell@austin.rr.com	DAVID.BATTERSHELL		<a href="#">edit</a>
Battershell	David	Y	bbattershell@esc12.net	DAVID.BATTERSHELL2		<a href="#">edit</a>
Battershell	Tim	Y		TIM.BATTERSHELL		<a href="#">edit</a>
Did	Katy	Y	bbattershell@austin.rr.com	KATY.DID		<a href="#">edit</a>
Doe	Charlie	Y	charlie@esc12.net	CHARLIE.DOE		<a href="#">edit</a>
Doe	Susan	Y		SUSAN.DOE1		<a href="#">edit</a>
Griffin	Kelly	Y	kelly.griffin@tea.state.tx.us	KELLY.GRIFFIN3	10/10/06	<a href="#">edit</a>
Jane	Jane	Y	jane@esc12.net	JANE.JANE		<a href="#">edit</a>
Lopez	John	Y	john.lopez@tea.state.tx.us	JOHN.LOPEZ3		<a href="#">edit</a>
One	Some	Y	bbattershell@austin.rr.com	SOME.ONE		<a href="#">edit</a>

Click the edit button next to the name for which changes are needed.



Texas Education Agency

[Campus Home](#) [Teacher List](#) [Profile Update](#)

### User Info

999912001

StarChart  
Campus001

[logout](#)

### Further Info

### Teacher Edit : David Battershell

First Name: David

Last Name: Battershell

Grade: PreK

Subject: Math

Email:

Active Teacher:

Update

Make necessary changes here and click the "Update" button to save your changes.

**User Info**  
 999912001  
 StarChart  
 Campus001  
[logout](#)  
**Further Info**

**Campus : StarChart Campus001**

[Print Friendly Version](#)  
 Active Teachers:24 InProcess:0 Completed:0  
 The Teacher STA R Chart was submitted by 0% of teachers.  
 You may begin entering STA Rchart data (click here) ==>

**Note:** Campus chart data is shown below for each Focus Area. The value in parenthesis is the average of the teacher charts for this campus.

**TEACHING AND LEARNING**

Patterns of Classroom Use	X (X)	Not Specified
Frequency/Design of Instructional Setting Using Digital Content	X (X)	Not Specified
Content Area Connections	X (X)	Not Specified
Technology Applications (TA) TEKS Implementation (TAC Chapter 126)	X (X)	Not Specified
Student Mastery of Technology Applications (TA) TEKS	X (X)	Not Specified
Online Learning	X (X)	Not Specified

**EDUCATOR PREPARATION AND DEVELOPMENT**


Content of Professional Development	X (X)	Not Specified
Models of Professional Development	X (X)	Not Specified
Capabilities of Educators	X (X)	Not Specified
Access to Professional Development	X (X)	Not Specified
Levels of Understanding and Patterns of Use	X (X)	Not Specified
Professional Development for Online Learning	X (X)	Not Specified

**LEADERSHIP, ADMINISTRATION, AND INSTRUCTIONAL SUPPORT**

Leadership and Vision	X (X)	Not Specified
Planning	X (X)	Not Specified

For campus profile information, click the "Profile Update" button.

This page tells you that you are the campus principal.

**STAR CHART**  Texas Education Agency

● Campus Home ● Teacher List ● Profile Update

**User Info**  
999912001  
StarChart  
Campus001

**Campus Profile : StarChart Campus001**

Principal: Dr Ben Battershell

Email: bbattershell@esc12.net

Retype Password:

**Alternate Contact List**  
Edit the list below to indicate alternate contacts for this campus. Up to three are allowed.


Name (FN, LN):

Email:

Last Name	First Name	Email	
Brown	Mack	bb@bb.com	<a href="#">Delete</a>

You may also change your campus password; correct campus e-mail addresses and add alternate contacts for your campus from this page.





If you still have questions or need help logging in please contact our help desk at [starchart@esc12.net](mailto:starchart@esc12.net) or 254.297.1275

